

# SCRAPPY SPLIT RAIL

© Cindy Carter 2007

**Free Pattern**

<http://carterquilter.wordpress.com/>



## Copyright Information

I have created all of my quilt patterns to be used as a FREE resource to other quilters. I am not making a profit on them and explicitly prohibit others from doing so.

That being said, all you wonderful quilters please use them to create quilts for yourself and others. You may sell any quilts you make for a profit (no mass production). You may exhibit your quilts. I would love it if you all can use the patterns as a resource to help others, gifts for others who are sick or in need, our military, charities and fund raisers of any kind. You may use the patterns to teach classes as long as you provide the patterns free of charge to your students.

Quilt store owners - If you would like to reproduce any of the patterns and provide them free of charge to your customers, please email me first.

Please respect the work I have done in creating these patterns and make sure proper credit is given if you are reproducing and sharing the patterns with others.


Please feel free to contact me if you have any questions.

Cindy Carter  
[carterquilter@gmail.com](mailto:carterquilter@gmail.com)


**This block is a variation of the Split Rail Block.**

**The Block – 12”**

**Directions for making 4”, 6”, 8” or 10” blocks are available at the end of this pattern.**



**The Quilt**



## Choose a quilt size.

Sizes are based on a 12" block with a 2" border on each side of the quilt.

**Baby Quilt: 40" by 52", 12 blocks**

**Lap Size: 52" by 64", 20 blocks**


**Twin : 76" by 88", 42 blocks**

**Full: 88" by 88", 49 blocks**

**Queen/King : 100" by 100", 64 blocks**

---

## Fabric Requirements



## Scrappy Center:

**Long strips – 3.5" strips cut from 42/44" wide yardage**

**Short Strips – 3.5" strips cut from the long edge of your FQs (21")**

**Squares – 3.5" squares from your scrappy stash**

**Baby Quilt: 12 long strips or 24 short strips or 144 squares**

**Lap Quilt: 20 long strips or 40 short strips or 240 squares**

**Twin Quilt: 42 long strips or 84 short strips or 504 squares**

**Full Quilt: 49 long strips or 98 short strips or 588 squares**

**Queen/King Quilt: 64 long strips or 128 short strips or 768 squares.**

## **Solid Color Rails and Border**

**Baby Quilt: 1 yard**

**Lap Quilt: 1 1/4 yards**

**Twin Quilt: 2 1/4 yards**

**Full Quilt: 2 1/2 yards**

**Queen/King Quilt: 3 1/4 yards**

### **Binding:**

**Baby and Lap quilts: 1/2 yard**

**Twin, Full and Queen/King: 1 yard**

---

### **Requirements for Each Block Size**

**12” Finished Block**

**12.5” unfinished**

**3.5” squares - cut 12 per block**

**12.5” by 2” strips – cut 2 per block**

---

**10” Finished Block**

**10.5” unfinished**

**3” squares - cut 12 per block**

**10.5” by 1.75” strips – cut 2 per block**

---

**8” Finished Block**

**8.5” unfinished**

**2.5” squares - cut 12 per block**

**8.5” by 1.5” strips – cut 2 per block**

---

**6" Block Size**  
**6.5" Unfinished**

**2" squares - cut 12 per block**  
**1.25" by 6.5" rectangles - cut 2 per block**

---

**4" Block Size**  
**4.5" Unfinished**

**1.5" squares - cut 12 per block**  
**1" by 4.5" rectangles - cut 2 per block**