

SCRAPPY SPRING MYSTERY

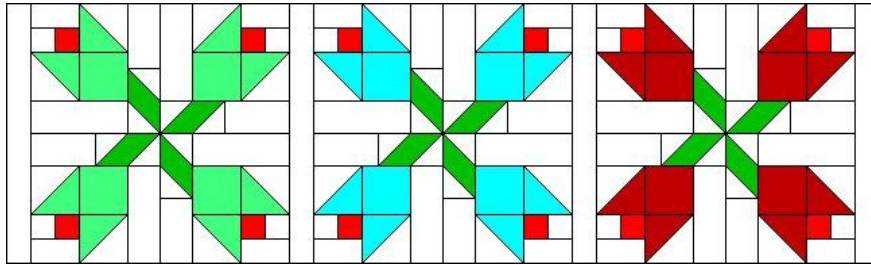
2008

© Cindy Carter 2008

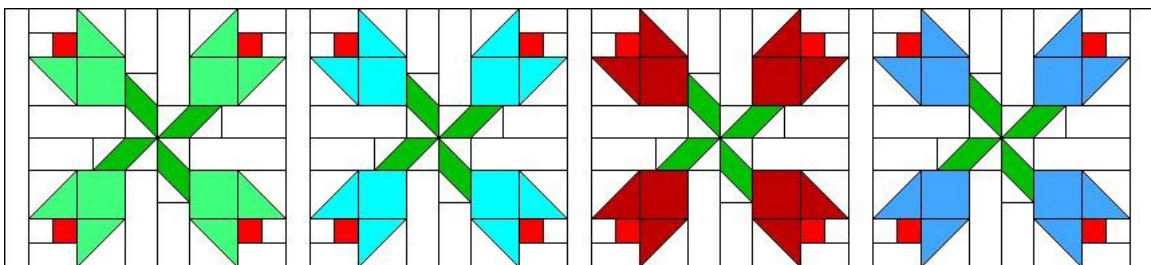
Clue #10

1. Gather your units from Clue #9, your 2" by 16.5" rectangles of background fabric from Baggie H and your 2" squares of accent fabric from Baggie K.
2. Sew your rows together, alternating the flower units with the rectangles.

Lap/Twin has 3 rows with 3 flower blocks in each row.




Full/Queen has 4 rows with 4 flower blocks in each row.



3. Sew additional sashing strips.

Lap/Twin has 4 rows of alternating 16.5" rectangles and 2" squares.

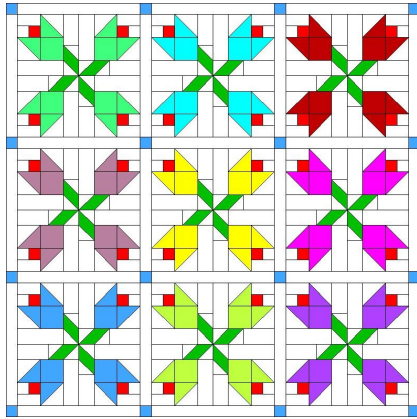


Full/Queen has 5 rows of alternating 16.5" rectangles and 2" squares.



4. Join your rows of blocks and rows of sashing

Lap/Twin



Full

