


# SCRAPPY SPRING MYSTERY

## 2008



© Cindy Carter 2008

### Clue #3

1. **Gather Baggie B.**  
You should have 2" squares, 2" by 3.5" rectangles background fabric and 2" squares gold, yellow or orange fabric.
2. **Sew the two 2" squares together.**  
Press seam to the yellow.



3. **Sew the rectangle to the two squares.**  
Make sure your units match the drawing.  
Press to the rectangle



**Lap/Twin Quilt: 36 Units**  
**Full Quilt: 64 Units**