

Two Color Mystery Quilt 2014

Clue #4

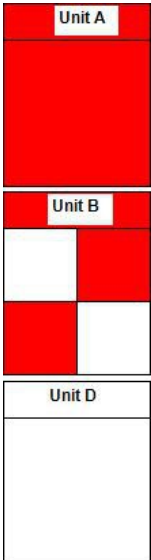
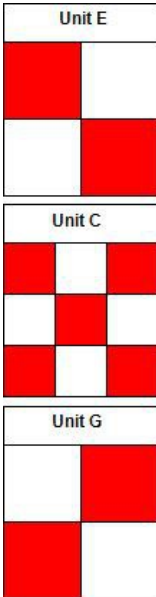


© Cindy Carter 2014

<http://carterquilter.wordpress.com/>

EMAIL ME AT carterquilter@gmail.com if you have any questions.

All seams are 1/4" inch

Steps 1 through 3: Baby/Lap Quilt– Make (5) of each step, Step 4. Make 1
It is CRITICAL that all blocks are sewn into columns in the order shown.

Step 1:	Step 2:	Step 3:		Step 4: Make (1)
Sew Unit A, Unit B and Unit D together as shown	Sew Unit E, Unit C and Unit G together as shown	Sew unit from Step 1 and the Unit from Step 2 together as shown		
				

Steps 1 through 7: Twin Quilt – Make (9) of each step, Full/Queen Quilt – Make (11) of each step. It is CRITICAL that all blocks are sewn into columns in the order shown.

Step 1:	Step 2:	Step 3:	Step 4:	Step 5:	Step 6:	Step 7:
Sew Unit A to Unit B as Shown	Sew Unit C, Unit D and Unit E together as shown	Sew Unit C, Unit F and Unit E together as shown	Sew Unit D, Unit C and Unit G together as shown	Sew unit from Step 1 and the Unit from Step 2 together as shown	Sew unit from Step 3 and the Unit from Step 4 together as shown	Sew unit from Step 5 and the Unit from Step 6 together as shown
